BEFORE ASSEMBLY, PLACE PRODUCT ON A CLEAN, SOFT SURFACE
BITTE PRODUKT AUF EINEN WEICHEN, SAUBEREN UNTERGRUND LEGEND ZUM MONTIEREN
PLAAT HET PRODUCT OP EEN ZACHTE, SCHONE ONDERGROND T.B.V. MONTAGE
POUR ASSEMBLER, POSEZ LE PRODUIT SUR UNE SURFACE DOUCE ET PROPRE
PARA MONTAJE, PONE EL PRODUCTO A UNA SUPERIFICIE SUAVEY LIMPIA

PROVENCE CROSSLEG TABLE -Ø150



Ⓐ TABLE TOP — 1 PC

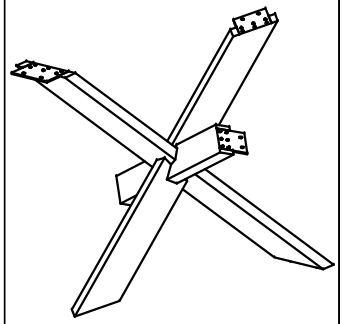

Ⓑ TABLE LEG — 1 PC

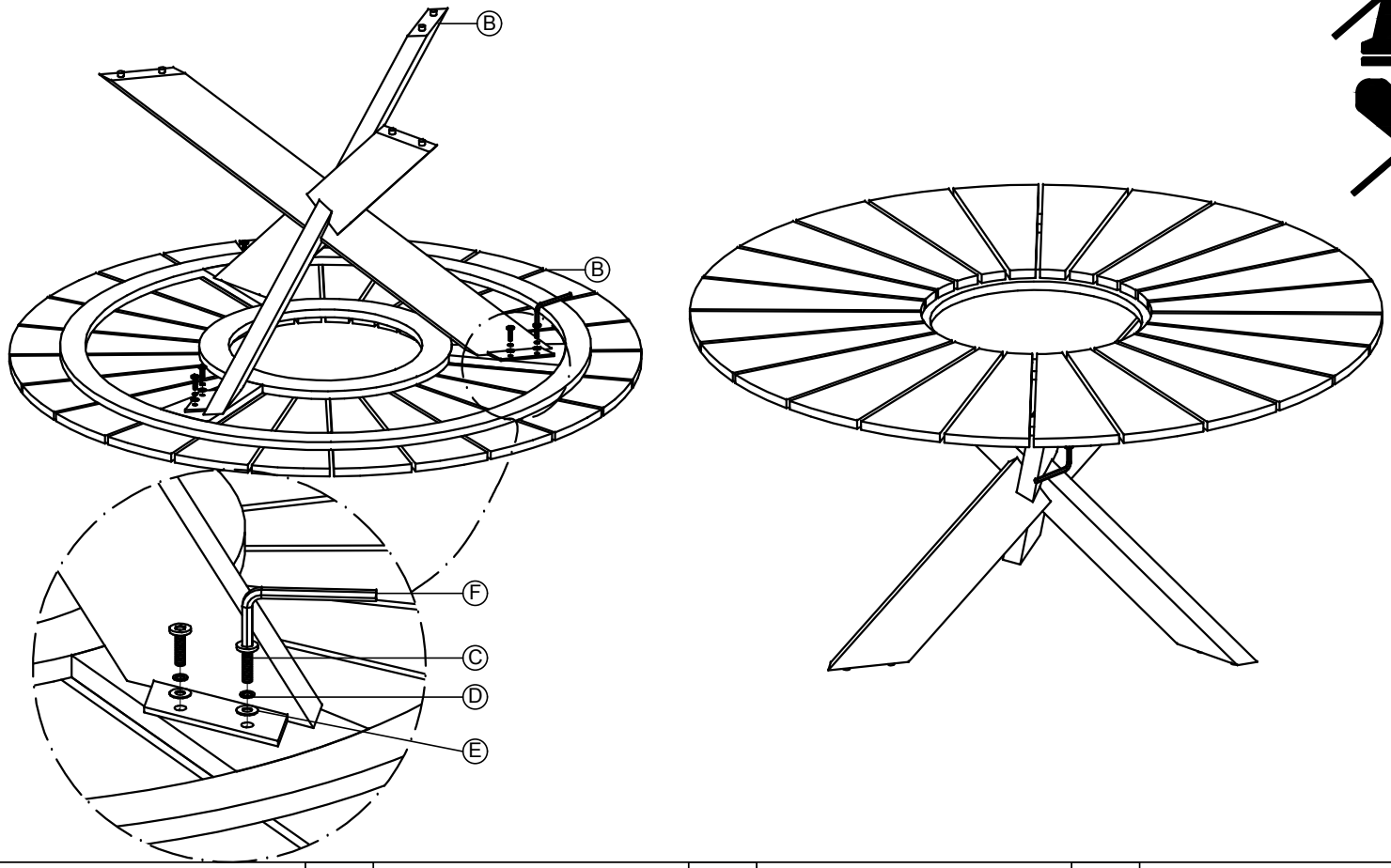



Ⓒ 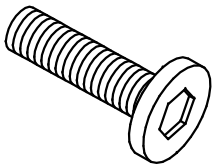	JC-BC BOLT -M6x25 mm	6 PCS	Ⓓ	SPRING WASHER M6	6 PCS	Ⓔ 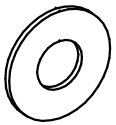	FLAT WASHER M8	6 PCS	Ⓕ 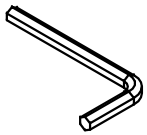	ALLEN KEY 4 mm	1 PC